Neko Atsume ねこあつめ

cross-stitch instructions

SIZING

These patterns can be stitched on any size of aida cloth. Smaller count aida will produce a smaller finished design, and larger will produce a larger finished design.

► **14-count** aida is recommended for beginners, while **18-count** will make a less 'pixelated' looking design.

► Use **3 strands** of floss for 14-count, and **2 strands** of floss for 16 and 18-count.

► For this project, we're stitching with a tapestry needle, which has a blunt tip. Use a **size 24** needle for 14-count aida, and a **size 28** needle for 16 or 18-count.

14-count aida (actual size)

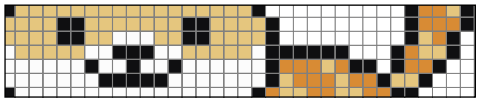

16-count aida (actual size)

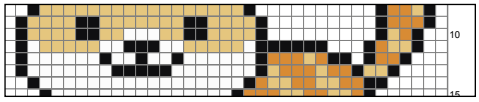

18-count aida (actual size)

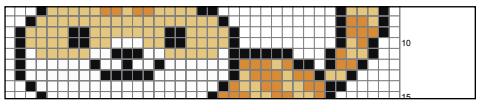

SUPPLIES

- ✓ Aida cloth
- ✓ Embroidery floss (DMC)
- ✓ Tapestry needle (24 or 28)
- ✓ Scissors
- ✓ Embroidery hoop
- ✓ This pattern

PREP

1: Fit cloth into hoop and **tighten screw** to fasten securely.

2: Embroidery floss normally has 6 strands. Thread the needle with **3 strands** of your first color (if using 14-count aida) or **2 strands** (16 and 18-count aida).

3: You do not need to tie a knot for cross-stitch. When you make your first stitch, simply pull your thread through to leave a **one-inch tail** at the back of the fabric. Work your first few stitches **over the tail** to secure it.

STITCH!

We're only using one stitch for this project: a basic cross stitch.

Start by bringing your needle up through the back at ❶ and then down in again at ❷

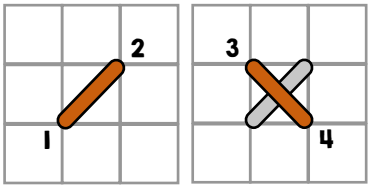

Yay! Let's make a row.

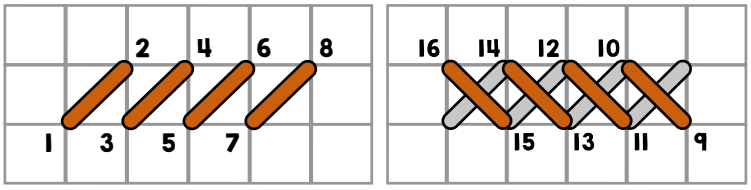

Neko Atsume copyright © 2014-2016 Hit-Point Co., Ltd.
Pattern designed by Serena Epstein / Oh Plesiosaur.

This work is licensed under a Creative Commons Attribution-NonCommercial-ShareAlike 4.0 International License (CC BY-NC-SA 4.0).
表示 - 非営利 - 継承 4.0 国際 (CC BY-NC-SA 4.0)

That means you can use or modify it for **personal** projects, but you **cannot sell** this pattern or any works produced from this pattern.
If you repost or share this pattern, you **must** give credit to **Oh Plesiosaur**.

BOLT
きじとらさん

cross-stitch pattern

PATTERN

/ **DMC 310 (black)**

– **DMC 676 (light old gold)**

+ **DMC 413 (dark pewter gray)**



HOT TIPS

✓ You'll save time by stitching **all of one color**, then moving to the next.

✓ Start by stitching all the **black** squares. Then you'll have an easy outline to fill in!

✓ If your thread gets twisted, **dangle it in the air**, needle end down, till it untwists.

✓ To finish, you can **trim** the excess cloth away, **tuck** it in, or **hot glue** a felt circle over the back of the hoop.

NOTES

Neko Atsume copyright © 2014-2016 Hit-Point Co., Ltd.
Pattern designed by Serena Epstein / Oh Plesiosaur.

This work is licensed under a Creative Commons Attribution-NonCommercial-ShareAlike 4.0 International License (CC BY-NC-SA 4.0).
表示 - 非営利 - 継承 4.0 国際 (CC BY-NC-SA 4.0)

That means you can use or modify it for **personal** projects, but you **cannot sell** this pattern or any works produced from this pattern.
If you repost or share this pattern, you **must** give credit to **Oh Plesiosaur**.

BOLT
きじとらさん

cross-stitch pattern

PATTERN

/ **DMC 310 (black)**

– **DMC 676 (light old gold)**

+ **DMC 413 (dark pewter gray)**

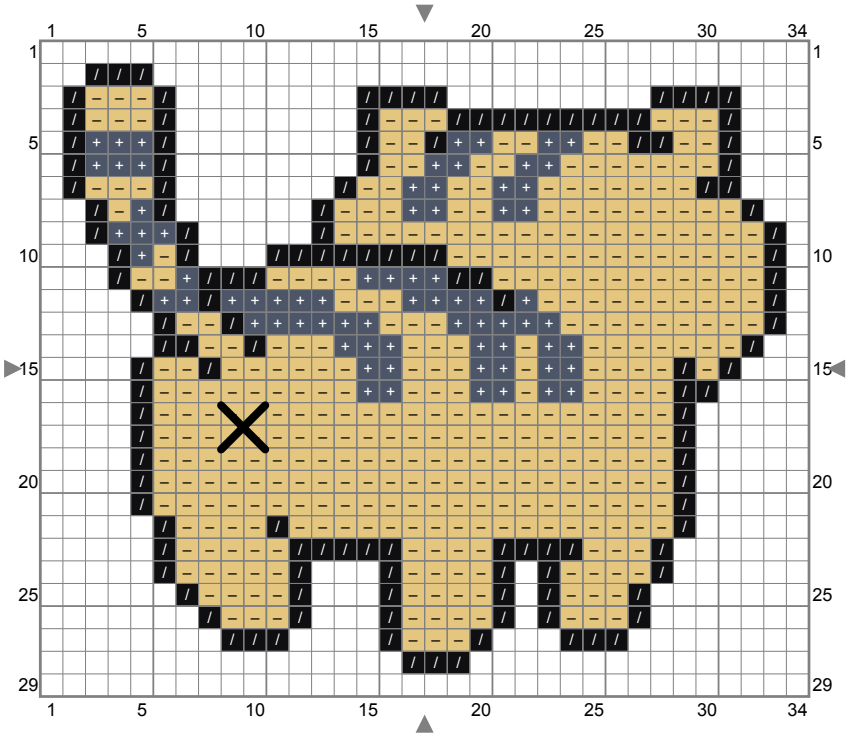

HOT TIPS

✓ You'll save time by stitching **all of one color**, then moving to the next.

✓ Start by stitching all the **black** squares. Then you'll have an easy outline to fill in!

✓ If your thread gets twisted, **dangle it in the air**, needle end down, till it untwists.

✓ To finish, you can **trim** the excess cloth away, **tuck** it in, or **hot glue** a felt circle over the back of the hoop.

NOTES

Neko Atsume copyright © 2014-2016 Hit-Point Co., Ltd.
Pattern designed by Serena Epstein / Oh Plesiosaur.

This work is licensed under a Creative Commons Attribution-NonCommercial-ShareAlike 4.0 International License (CC BY-NC-SA 4.0).
表示 - 非営利 - 継承 4.0 国際 (CC BY-NC-SA 4.0)

That means you can use or modify it for **personal** projects, but you **cannot sell** this pattern or any works produced from this pattern.
If you repost or share this pattern, you **must** give credit to **Oh Plesiosaur**.

BOLT
きじとらさん

cross-stitch pattern

PATTERN

/ **DMC 310 (black)**

– **DMC 676 (light old gold)**

+ **DMC 413 (dark pewter gray)**



HOT TIPS

✓ You'll save time by stitching **all of one color**, then moving to the next.

✓ Start by stitching all the **black** squares. Then you'll have an easy outline to fill in!

✓ If your thread gets twisted, **dangle it in the air**, needle end down, till it untwists.

✓ To finish, you can **trim** the excess cloth away, **tuck** it in, or **hot glue** a felt circle over the back of the hoop.

NOTES

***Neko Atsume* copyright © 2014-2016 Hit-Point Co., Ltd.**
Pattern designed by Serena Epstein / Oh Plesiosaur.

This work is licensed under a Creative Commons Attribution-NonCommercial-ShareAlike 4.0 International License (CC BY-NC-SA 4.0).
表示 - 非営利 - 継承 4.0 国際 (CC BY-NC-SA 4.0)

That means you can use or modify it for **personal** projects, but you **cannot sell** this pattern or any works produced from this pattern.
If you repost or share this pattern, you **must** give credit to **Oh Plesiosaur**.

BOLT
きじとらさん

cross-stitch pattern

PATTERN

/ **DMC 310 (black)**

– **DMC 676 (light old gold)**

+ **DMC 413 (dark pewter gray)**



HOT TIPS

✓ You'll save time by stitching **all of one color**, then moving to the next.

✓ Start by stitching all the **black** squares. Then you'll have an easy outline to fill in!

✓ If your thread gets twisted, **dangle it in the air**, needle end down, till it untwists.

✓ To finish, you can **trim** the excess cloth away, **tuck** it in, or **hot glue** a felt circle over the back of the hoop.

NOTES

***Neko Atsume* copyright © 2014-2016 Hit-Point Co., Ltd.**
Pattern designed by Serena Epstein / Oh Plesiosaur.

This work is licensed under a Creative Commons Attribution-NonCommercial-ShareAlike 4.0 International License (CC BY-NC-SA 4.0).
表示 - 非営利 - 継承 4.0 国際 (CC BY-NC-SA 4.0)

That means you can use or modify it for **personal** projects, but you **cannot sell** this pattern or any works produced from this pattern.
If you repost or share this pattern, you **must** give credit to **Oh Plesiosaur**.

BOLT
きじとらさん

cross-stitch pattern

PATTERN

/ **DMC 310 (black)**

– **DMC 676 (light old gold)**

+ **DMC 413 (dark pewter gray)**

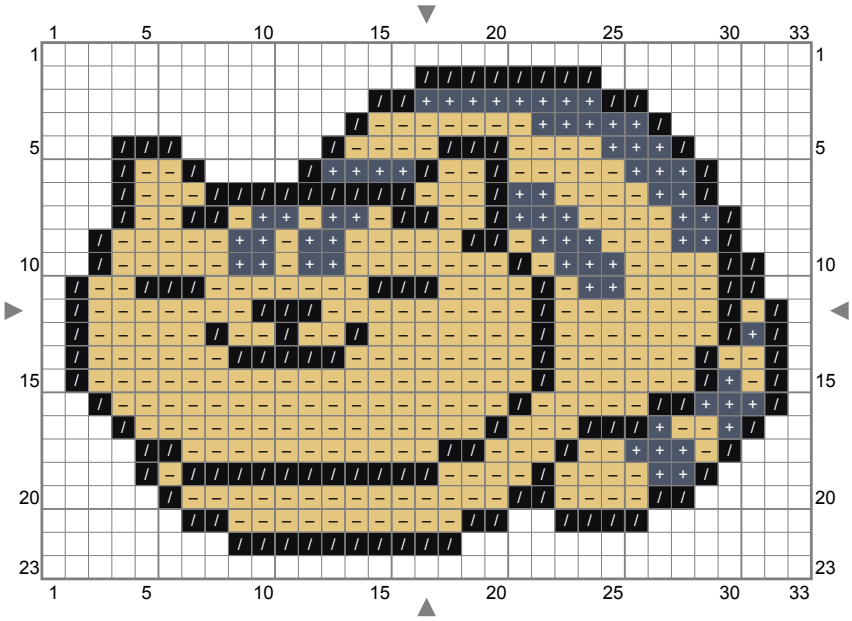

HOT TIPS

✓ You'll save time by stitching **all of one color**, then moving to the next.

✓ Start by stitching all the **black** squares. Then you'll have an easy outline to fill in!

✓ If your thread gets twisted, **dangle it in the air**, needle end down, till it untwists.

✓ To finish, you can **trim** the excess cloth away, **tuck** it in, or **hot glue** a felt circle over the back of the hoop.

NOTES

***Neko Atsume* copyright © 2014-2016 Hit-Point Co., Ltd.**
Pattern designed by Serena Epstein / Oh Plesiosaur.

This work is licensed under a Creative Commons Attribution-NonCommercial-ShareAlike 4.0 International License (CC BY-NC-SA 4.0).
表示 - 非営利 - 継承 4.0 国際 (CC BY-NC-SA 4.0)

That means you can use or modify it for **personal** projects, but you **cannot sell** this pattern or any works produced from this pattern.
If you repost or share this pattern, you **must** give credit to **Oh Plesiosaur**.